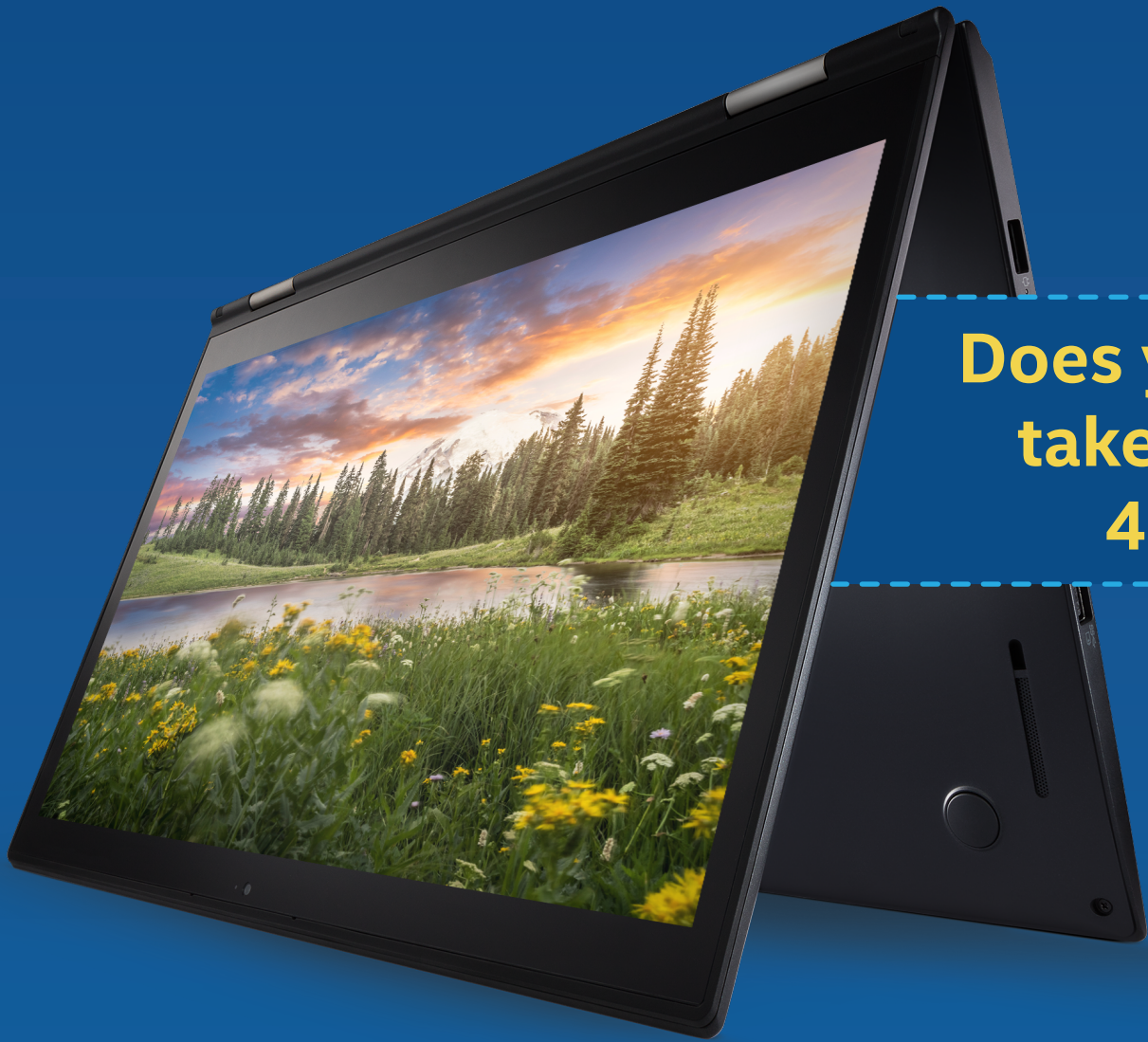


# HOW TO WATCH 4K ULTRA HD (UHD) PREMIUM CONTENT WITH YOUR PC



Does your PC have what it takes to play premium 4K UHD content?



## LAPTOP

To experience 4K UHD on your laptop, all of these ingredients are required



Any 7th Gen Intel® Core™ processor



Integrated 4K (UHD) panel



25 Mbps broadband



4K premium content (NETFLIX\* Premium account)



Windows\* 10 Anniversary Update or later version



Microsoft\* Edge browser

## DESKTOP

To experience 4K UHD on your desktop, all of these ingredients are required



Any 7th Gen Intel® Core™ processor



4K (UHD) panel with HDCP2.2



25 Mbps broadband



4K premium content (NETFLIX\* Premium account)



Windows\* 10 Anniversary Update or later version




Microsoft\* Edge browser



System with HDMI 2.0 or DisplayPort output



HDMI 2.0 or DisplayPort cable



## HDMI OR DISPLAYPORT

HDMI 2.0 or DisplayPort Cable




## BROADBAND SERVICE

Minimum of 25 Mbps downstream



## PREMIUM 4K CONTENT

NETFLIX Streaming Premium Plan - 4 SCREENS + ULTRA HD



## OPERATING SYSTEM + BROWSER

Windows\* 10 Anniversary Update + Microsoft\* Edge Browser

<sup>1</sup>Intel® technologies features and benefits depend on system configuration and may require enabled hardware, software or service activation. Performance varies depending on system configuration. No computer system can be absolutely secure. Check with your system manufacturer or retailer or learn more at <http://support.intel.com>.

\* Other names and brands may be claimed as property of others.