


Online Safety for Teens

Ages 13-18




intel[®]

Why learn about cyber safety?



What do you do online?



You have the responsibility to...



- Keep your stuff safe
- Keep yourself safe
- Agree to use proper behavior online

What is personal information?

Name
Birthdate
Social Security Number
Address
Phone Number
Parents Name
Account Numbers
Where you go to school



Ask yourself...



WHO

is asking for personal information?

WHAT

information is being requested?

WHY

do they need this information?

Keep your information safe

Use Strong passwords

- Especially for critical accounts
- Do **NOT** use any personal info in your password:
 - your name
 - birthdate
 - phone number or address
- Use uppercase letters, lowercase letters, numbers, and symbols
- Make passwords at least 8 characters long
- Use a passphrase
- Put a passcode lock on your phone



Think before you click

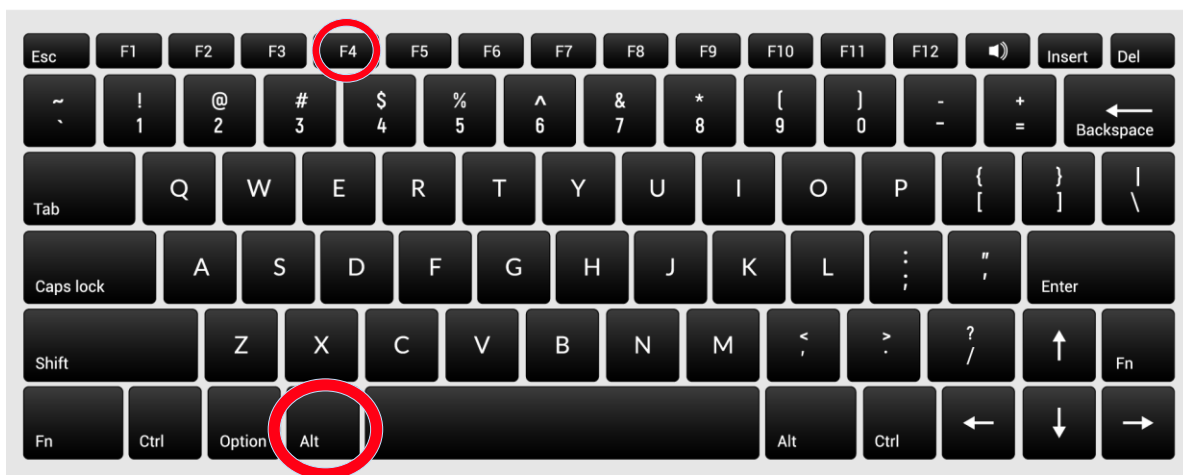
Recognize Phishing E-mails, Websites, and Phone calls

- Do **NOT** click links in suspicious e-mail
- Do **NOT** reply to e-mail from your bank
- Do **NOT** open unknown attachments
- Do **NOT** login to any website unless you typed in the address yourself
- Do **NOT** accept help from customer support that called you first



How to safely exit from spam

On a Windows PC



On a MAC



Social in social media



The Digital World is like the REAL World, there are good, fun, and informative places and there are places you should be cautious of and places you should not visit.

While using social media, we want you to practice using it in a safe manner:

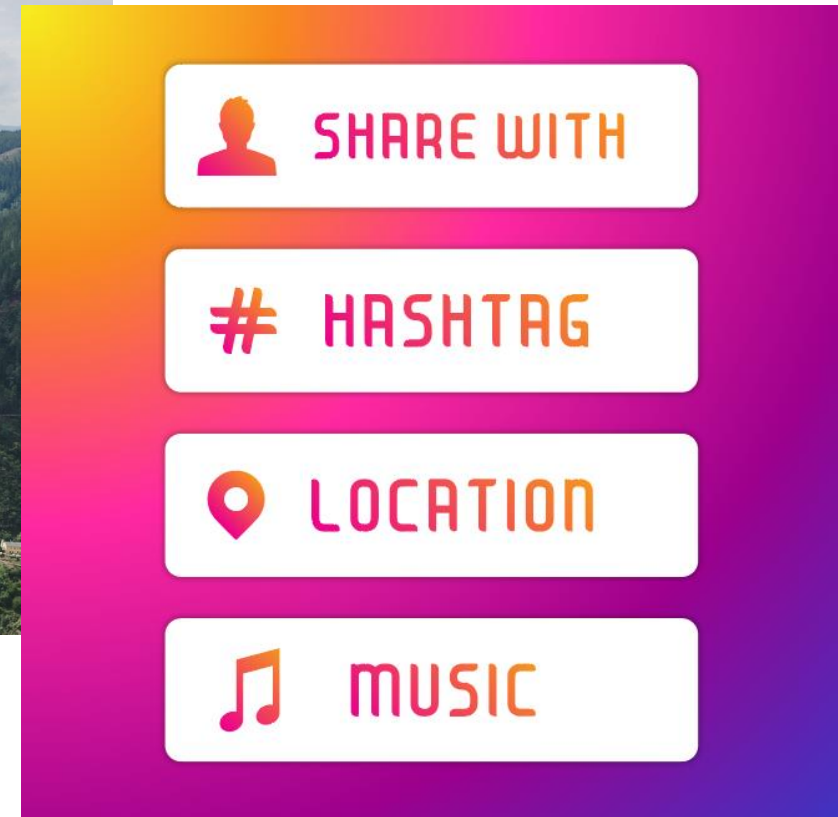
- Do not use the default settings on apps, change to more private (Friends only)
- Your online friends should be people that you know in the real world.
- Think about what you post: what you post today will remain online, and it can cost you future opportunities (Universities, Intel, and other businesses, the US Military will Google you)



** Intel is not responsible for web content outside of its intranet*



Keep yourself safe



Proper online behavior

True or False?

Whatever you post online will stay there

FOREVER

even if you try to delete it














Stranger danger



What is cyberbullying?



STOP. BLOCK. TELL.

Proper online behavior



Cyberbullying – Just don't

Examples of Cyberbullying

- Spreading rumors or lies online
- Harassing or threatening
- Posting inappropriate pictures online
- Pretending to be someone else online

Over half of adolescents have been bullied online. Only 1 in 10 tell their parents.

15% of all absenteeism (160,000 kids daily) is directly related to fears of being bullied.

Cyberbullying causes real mental distress and/or depression. Family life suffers. School work suffers. Social life suffers. Cyberbullying can and does lead to suicide.

Answer to cyberbullying

As the victim:

- Stop Communication – the bully wants you to fight back, this is what s/he is good at doing
- Block them, unfriend them - don't give him/her the opportunity to continue (block apps and cell phone)
- Tell a responsible adult – if s/he is bullying you, s/he is bullying someone else, be a hero and put an end to this for everyone

As the friend:

Support the person being bullied – help them complete the above tasks. You might make a friend and become a hero during this process.



Questions?



