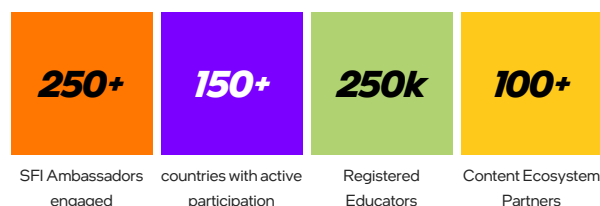




# Google Classroom™ Add-on

Give Your Teachers Tools to Build Future-Ready Classrooms

## Intel® SFI Starter Packs At a Glance



## Classroom Impact

“The lesson packages were a game-changer,” Rehana says. “They gave my students the chance to create and collaborate in ways that made learning feel like discovery. It was also easy to just add the Starter Pack to Google Classroom and have the students access and complete the assignment directly from there.”

Rehana Mohamed  
SFI Gold Ambassador  
St. Anthony's School of Higher Education  
Miami, Florida, USA

## Why Use the SFI Add-On?

The Intel® SFI Add-on for Google Classroom gives educators direct access to ready-to-use lesson Starter Packs—right inside their existing classroom workflow.

- Supports student-led, hands-on learning
- Compatible with Chromebooks and Google tools
- Promotes critical thinking, creativity, and collaboration

**No extra logins. No platform switches.**  
**Just impactful learning where it already happens.**

## Designed for Both Admins and Educators

Role	What you can do
Admin	Install the add-on for your entire district
Teacher	Launch, browse, and assign SPs to students
Tech Coach	Support teachers in rollout and customization

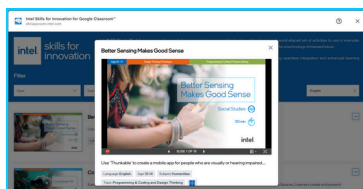


## For Google Workspace Administrators:

### Step 1: Install the Add-On

You must install the Intel® SFI Add-on in the Google Workspace Marketplace for your organization.

- Go to [Google Workspace Marketplace](#)
- Search for Intel Skills for Innovation
- Click Install and authorize access for teachers across your domain

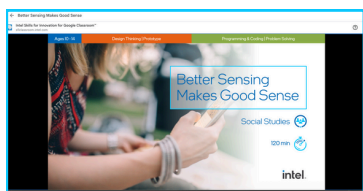


## For Teachers:

### Step 2: Assign in Just a Few Clicks

- Open a Google Classroom assignment and click the Intel® SFI Starter Packs add-on.
- First-time users select language of instruction.
- Browse Starter Packs by subject, age, topic, and OS (Chromebook or Windows).
- Preview each SP, then attach it to your assignment.
- You're taken back to the Classroom interface — ready to assign to your students instantly.

Pro Tip: Starter Packs auto-translate based on selected language for global accessibility.



## For Students

### Step 3: Explore, Create, and Submit—All in One Place

- Each Starter Pack is fully student-led and adapted for self-directed learning.
- When students open the assigned Starter Pack in Google Classroom, a slide deck loads instantly.
- A student worksheet is embedded via a link in the Starter Pack. Clicking it creates a personal Google Doc copy in their Google Drive.
- Worksheets are self-paced, guiding students through hands-on application of what they've learned.
- Once complete, students attach the worksheet and submit within the Classroom assignment.

## Ready to Explore?

### See It In Action

Scan the QR Code or click below to:

- Watch a 2-Minute Add-On Walkthrough
- See how teachers assign and students complete Starter Packs with ease



Watch the video

### Need Support?

- Want guided onboarding or help with district-level setup?
- We'll walk you through everything—from installation to classroom integration.

Contact us: [support@skillsforinnovation.intel.com](mailto:support@skillsforinnovation.intel.com)

