

# Intel<sup>®</sup> Omni-Path Fabric Managed Switches

Release Notes

---

*February 2016*



You may not use or facilitate the use of this document in connection with any infringement or other legal analysis concerning Intel products described herein. You agree to grant Intel a non-exclusive, royalty-free license to any patent claim thereafter drafted which includes subject matter disclosed herein.

No license (express or implied, by estoppel or otherwise) to any intellectual property rights is granted by this document.

All information provided here is subject to change without notice. Contact your Intel representative to obtain the latest Intel product specifications and roadmaps.

The products described may contain design defects or errors known as errata which may cause the product to deviate from published specifications. Current characterized errata are available on request.

Copies of documents which have an order number and are referenced in this document, or other Intel literature, may be obtained by calling 1-800-548-4725, or by visiting: <http://www.intel.com/design/literature.htm>

Intel technologies' features and benefits depend on system configuration and may require enabled hardware, software or service activation. Learn more at <http://www.intel.com/> or from the OEM or retailer.

Intel and the Intel logo are trademarks of Intel Corporation in the U.S. and/or other countries.

\*Other names and brands may be claimed as the property of others.

Copyright © 2016, Intel Corporation. All rights reserved.



## Contents

---

<b>1.0 Overview of the Release</b> .....	1
1.1 Introduction.....	1
1.2 Audience .....	1
1.3 If You Need Help .....	1
1.4 Supported in this Release .....	1
1.5 Product Constraints .....	1
1.6 Installation Requirements.....	1
1.6.1 Changes to Firmware Components .....	1
1.7 Miscellaneous.....	2
1.8 Documentation.....	2
1.9 .....	3
<b>2.0 System Issues</b> .....	4
2.1 Resolved Issues .....	4
2.2 Open Issues .....	6

## Tables

1-1 Related Documentation for this Release .....	2
2-1 Resolved Issues.....	4
2-2 Open Issues.....	6

§



## 1.0 Overview of the Release

---

### 1.1 Introduction

These Release Notes provide a brief overview of the changes introduced into the Intel® Omni-Path Fabric Managed Switches. References to more detailed information are provided where necessary. The information contained in this document is intended for supplemental use only; it should be used in conjunction with the documentation provided for each component.

These Release Notes list the new features, system issues closed since the previous release, as well as any known issues.

### 1.2 Audience

The information provided in this document is intended for installers, software support engineers, hardware engineers, and service personnel.

### 1.3 If You Need Help

If you need assistance while working with the Intel® Omni-Path Fabric Managed Switches, contact your Intel representative.

### 1.4 Supported in this Release

The following items are supported for this release:

- 48-port Intel® Omni-Path Edge Switch 100, internally managed
- 6-slot Intel® Omni-Path Director Class Switch 100 Series
- 24-slot Intel® Omni-Path Director Class Switch 100 Series

### 1.5 Product Constraints

None.

### 1.6 Installation Requirements

This release has no special or release-specific installation requirements.

#### 1.6.1 Changes to Firmware Components

The following firmware is supported in this release:

- Internally-managed edge:  
STL1.q7.10.0.0.0.696.spkg

and has been tested with the following externally-managed switch firmware:



- Externally-managed edge:  
Intel\_PRREdge\_V1\_firmware.10.0.0.0.696.emfw

## 1.7 Miscellaneous

None.

## 1.8 Documentation

Table 1-1 lists the end-user documentation for the current release.

Documents are available at the following URLs:

- Intel® Omni-Path Switches Installation, User, and Reference Guides  
<http://www.intel.com/SUPPORT/NETWORK/OMNI-SWTCH100/SB/CS-035856.HTM>
- Intel® Omni-Path Host Fabric Interface Installation, User, and Reference Guides (includes software documents)  
<http://www.intel.com/support/network/omni-adptr/sb/CS-035857.htm>
- Drivers and Software (including Release Notes)  
<https://downloadcenter.intel.com/>

Documentation for Intel Partners is available at the vendor's web site.

**Table 1-1. Related Documentation for this Release (Sheet 1 of 2)**

Document Title
<b>Hardware Documents</b>
<i>Intel® Omni-Path Fabric Switches Hardware Installation Guide</i>
<i>Intel® Omni-Path Fabric Switches GUI User Guide</i>
<i>Intel® Omni-Path Fabric Switches Command Line Interface Reference Guide</i>
<i>Intel® Omni-Path Edge Switch Platform Configuration Reference Guide</i>
<i>Intel® Omni-Path Fabric Managed Switches Release Notes</i>
<i>Intel® Omni-Path Fabric Externally-Managed Switches Release Notes</i>
<i>Intel® Omni-Path Host Fabric Interface Installation Guide</i>
<b>Fabric Software Documents</b>
<i>Intel® Omni-Path Fabric Software Installation Guide</i>
<i>Intel® Omni-Path Fabric Suite Fabric Manager User Guide</i>
<i>Intel® Omni-Path Fabric Suite FastFabric User Guide</i>
<i>Intel® Omni-Path Fabric Host Software User Guide</i>
<i>Intel® Omni-Path Fabric Suite Fabric Manager GUI Online Help</i>
<i>Intel® Omni-Path Fabric Suite Fabric Manager GUI User Guide</i>
<i>Intel® Omni-Path Fabric Suite FastFabric Command Line Interface Reference Guide</i>
<i>Intel® Performance Scaled Messaging 2 (PSM2) Programmer's Guide</i>
<i>Intel® Omni-Path Fabric Performance Tuning User Guide</i>
<i>Intel® Omni-Path Host Fabric Interface Platform Configuration Reference Guide</i>
<i>Intel® Omni-Path Fabric Software Release Notes</i>





Table 1-1. Related Documentation for this Release (Sheet 2 of 2)

Document Title
<i>Intel® Omni-Path Fabric Manager GUI Release Notes</i>
<i>Intel® Omni-Path Storage Router Design Guide</i>
<i>Building Lustre* Servers with Intel® Omni-Path Architecture Application Note</i>



## 2.0 System Issues

This section lists the resolved and known issues for the Intel® Omni-Path Fabric Managed Switches.

### 2.1 Resolved Issues

Table 2-1 lists the resolved issues for this release.

**Table 2-1. Resolved Issues (Sheet 1 of 2)**


Product/ Component	Description	Resolved in Release
Switch Software/ Chassis Management	HTTPs access to Chassis Viewer now renders properly using the Chrome browser.	Production Validated
Switch Software/ Chassis Management	The "Port Stats" window is no longer missing statistics reports for Link-Quality.	Production Validated
Switch Software/ Chassis Management	The Fan Direction Indicator LED in the Chassis GUI no longer displays the wrong value.	Production Validated
Fabric Management/ SM	Fixed a potential memory leak with the Embedded Subnet Manager that may cause failures after extended operation.	Production Validated
Switch Software/ Switch Firmware	opapmaquery and other tools now report reliable values for the following host port counters. Top-level: "Xmit Time Congestion" "Xmit Wait" "Xmit Wait Data" "Xmit Wasted BW" "Rcv Bubble"  VL-level: "Xmit Wait Data" "Xmit Wasted BW" "Congestion Discards" "Rcv Bubble"	Production Validated



Table 2-1. Resolved Issues (Sheet 2 of 2)

Product/ Component	Description	Resolved in Release
Switch Software/ Chassis Management	The chassis GUI pages and CLI commands now display accurate port statistics.	Production Validated
Switch Software/ Chassis Management	LDAP authorization is now supported on the switch.	Production Validated
Switch Software/ Chassis Management	Now able to update firmware using the Chassis Viewer GUI.	Beta
Switch Software/ Switch Firmware	The chassis LED used to report airflow direction now accurately reflects airflow direction.	Beta





## 2.2 Open Issues

Table 2-2 lists the known open issues for this release by component, including the description and workaround.

Table 2-2. Open Issues

Product/Component	Description	Workaround
Switch Software/Chassis Management	Director switches with redundant management may hang during firmware upgrade to release 10.0.0.0.686.	Upgrade the switch firmware on one management module (MM) at a time.
Switch Software/Chassis Management	Downgrading from the production validated (PV) release to release 10.0.0.0.625 (or earlier) fails.	Do not downgrade the firmware from the PV release.
Switch Fabric Management/PM	Due to how the Performance Agent (PA) builds PA responses, a port may exist in one PA query and not in another. This can depend upon several factors, for example: <ul style="list-style-type: none"> <li>• PmPortGroup</li> <li>• Internal/External membership</li> <li>• A possible Performance Manager (PM) Query Failure and/or a possible PM topology failure)</li> </ul>	None. <b>NOTE:</b> During a sweep if the failed ports count is a <i>non-zero</i> value, some data may be incomplete or missing.
Switch Fabric Management/PM	If you are running in a host subnet manager-embedded subnet manager configuration, a Virtual Fabric cannot run with a <b>MaxMTU</b> value of either 8192 or 10240. This causes checksum errors and forces one of the subnet managers into an inactive state, even though the XML configurations appear to be valid.	Do not use a <b>MaxMTU</b> value of 8192 or 10240 for a Virtual Fabric in an host subnet manager-embedded subnet manager configuration. The setting <b>MaxMTU=Unlimited</b> can still be used to achieve higher MTU sizes.

§ §