

Intel® Server Board S1400FP Spares/Accessories List and Configuration Guide

A reference guide to assist customers in ordering the necessary components to configure the Intel® Server Family S1400FP.



Revision 1.6

September 2014

Intel® Server Boards and Systems

Revision History

- July' 13 – Rev 1.4: Updated MM numbers of RMS25KB080, RMS25KB040, RMS25PB080, RMS25PB040 and RMT3PB080.
- December' 13 – Rev 1.5: Added support for Intel® Xeon® processor E5-2400 v2 product family.
- September' 14 – Rev 1.6: Added EOL announcement for P4304XXSFDR.

Disclaimers

INFORMATION IN THIS DOCUMENT IS PROVIDED IN CONNECTION WITH INTEL PRODUCTS. NO LICENSE, EXPRESS OR IMPLIED, BY ESTOPPEL OR OTHERWISE, TO ANY INTELLECTUAL PROPERTY RIGHTS IS GRANTED BY THIS DOCUMENT. EXCEPT AS PROVIDED IN INTEL'S TERMS AND CONDITIONS OF SALE FOR SUCH PRODUCTS, INTEL ASSUMES NO LIABILITY WHATSOEVER AND INTEL DISCLAIMS ANY EXPRESS OR IMPLIED WARRANTY, RELATING TO SALE AND/OR USE OF INTEL PRODUCTS INCLUDING LIABILITY OR WARRANTIES RELATING TO FITNESS FOR A PARTICULAR PURPOSE, MERCHANTABILITY, OR INFRINGEMENT OF ANY PATENT, COPYRIGHT OR OTHER INTELLECTUAL PROPERTY RIGHT.

A "Mission Critical Application" is any application in which failure of the Intel Product could result, directly or indirectly, in personal injury or death. SHOULD YOU PURCHASE OR USE INTEL'S PRODUCTS FOR ANY SUCH MISSION CRITICAL APPLICATION, YOU SHALL INDEMNIFY AND HOLD INTEL AND ITS SUBSIDIARIES, SUBCONTRACTORS AND AFFILIATES, AND THE DIRECTORS, OFFICERS, AND EMPLOYEES OF EACH, HARMLESS AGAINST ALL CLAIMS COSTS, DAMAGES, AND EXPENSES AND REASONABLE ATTORNEYS' FEES ARISING OUT OF, DIRECTLY OR INDIRECTLY, ANY CLAIM OF PRODUCT LIABILITY, PERSONAL INJURY, OR DEATH ARISING IN ANY WAY OUT OF SUCH MISSION CRITICAL APPLICATION, WHETHER OR NOT INTEL OR ITS SUBCONTRACTOR WAS NEGLIGENT IN THE DESIGN, MANUFACTURE, OR WARNING OF THE INTEL PRODUCT OR ANY OF ITS PARTS.

Intel may make changes to specifications and product descriptions at any time, without notice. Designers must not rely on the absence or characteristics of any features or instructions marked "reserved" or "undefined". Intel reserves these for future definition and shall have no responsibility whatsoever for conflicts or incompatibilities arising from future changes to them. The information here is subject to change without notice. Do not finalize a design with this information.

The products described in this document may contain design defects or errors known as errata which may cause the product to deviate from published specifications. Current characterized errata are available on request.

Contact your local Intel sales office or your distributor to obtain the latest specifications and before placing your product order.

Copies of documents which have an order number and are referenced in this document, or other Intel literature, may be obtained by calling 1-800-548-4725, or go to: <http://www.intel.com/design/literature>.

Table of Contents



1. SYSTEM PRODUCT ORDER CODES.....	1
1.1 PRODUCT DESCRIPTIONS – OVERVIEW.....	1
1.2 AVAILABLE BOARD SKUs FOR S1400FP FAMILY	1
1.3 P4000S CHASSIS SKUs	2
2. SPARES AND ACCESSORIES ORDER CODES.....	4
2.1 S1400FP DEDICATED SPARE AND ACCESSORIES	4
2.2 COMPATIBLE RISER OPTIONS.....	4
2.3 GENERAL SPARES AND ACCESSORIES.....	5
2.4 POWER SUBSYSTEM SPARES.....	9
2.5 DRIVE/STORAGE SUBSYSTEM SPARES AND ACCESSORIES.....	10
2.6 EXPANSION MODULES: RISERS, SAS MODULE, RMM4, TPM	12
2.7 ON-SITE REPAIR AND EXTENDED WARRANTY.....	14

1. System Product Order Codes

1.1 Product Descriptions – Overview

Product based on the Intel® Server Board S1400FP is offered as standard box board.

1.2 Available Board SKUs for S1400FP Family

Image	Product Code MM UPC EAN	Description	M O Q
	DBS1400FP2 920570 00735858246668 5032037041126	Intel® Server Board S1400FP2 - 12" (W) x 9.5" (L) - 6 UDIMM/RDIMM of DDR3/DDR3L - Up to 8 SAS ports and 6 additional SATA ports - Dual GbE - Compatible with Intel® Xeon® processor E5-2400 family and Intel® Xeon® processor E5-2400 v2 family. - I/O shield - 2 SATA cables - Intel® Multi-Server Manager Software - Quick Start Guide	5
	DBS1400FP4 920571 00735858246675 5032037041133	Intel® Server Board S1400FP4 - 12" (W) x 9.5" (L) - 6 U/R-DIMMs of DDR3/DDR3L - Up to 8 SAS ports and 6 additional SATA ports - Quad GbE - Compatible with Intel® Xeon® processor E5-2400 family and Intel® Xeon® processor E5-2400 v2 family. - I/O shield - 2 SATA cables - Intel® Multi-Server Manager Software - Quick Start Guide	5

1.3 P4000S Chassis SKUs

Note that the production P4000 chassis doesn't include any airduct or heatsink. You need to order airduct and heatsink separately. The airduct and heatsink info can be found in accessory list below.

	S1200BTL	S1200BTS	<u>S1400FP</u>	S2400SC	S2400EP	S2400GP	S2600CP	S2600CO	S2600IP	S2600CR
P4000S	X	X	X	X						
P4000M				X		X	X	X		
P4000L									X	
P4000L-WS										X



Image	Product Code MM UPC EAN MOQ	Description
	P4304XXSFDR 916302 00735858244114 5032037038744 1	<p>A general purpose pedestal chassis targeted at small to medium business supporting CEB form factor server boards with 3.5" fixed HDDs, 460W Cold-Redundant Power Supplies and non-Redundant Cooling</p> <p>Includes: 4x 3.5" fixed Drive Carriers, 2x 460W Common Redundant Power Supply (Platinum Efficiency), 2x 92mm fixed fans</p> <p>Note: This chassis is compatible with multiple server board skus. As such the specific airduct for that server board needs to be ordered seperately.</p> <p>End of Life (EOL) has been announced for this SKU. See PCN112161 for details.</p>

Image	Product Code MM UPC EAN MOQ	Description
	P4304XXSHDR 916171 00735858244107 5032037038737 1	<p>A general purpose pedestal chassis targeted at small to medium business supporting CEB form factor server boards with 3.5" Hot-Swap HDDs, 460W Cold-Redundant Power Supplies and non-Redundant Cooling</p> <p>Includes: 4x 3.5" Hot-Swap Drive Carriers, 2x 460W Common Redundant Power Supply (Platinum Efficiency), 2x 92mm fixed fans</p> <p>Note: This chassis is compatible with multiple server board skus. As such the specific airduct for that server board needs to be ordered seperately.</p>

2. Spares and Accessories Order Codes

2.1 S1400FP Dedicated Spare and Accessories

Image	Product Code MM UPC EAN	Description	M O Q
	BXSTS100C 900491 00735858205153 5032037009119	Box processor standard heat sink	1
	AXXCA90X902UHS 919883 00735858242875 5032037037570	Passive Cu-Al heatsink optimized for S2400SC, S2400GP, S1400FP in P4000 chassis	2
	FFPUPSAD 921665 00735858247955 5032037042833	Accessory – dedicated air duct for S1400FP in P4000 Short chassis. As accessory for KDK.	1

2.2 Compatible Riser Options

The risers below are compatible with Intel® Server Board S1400FP2 and S1400FP4 when used in PCIe slot 6 and in 3rd party rack chassis. Users may need to develop mounting mechanics to fit their own chassis.

Image	Product Code MM UPC	Description
Image not yet available	AXX1UPCIEX16 919808 00735858244534 5032037039109 1	1U PCIe x16 riser, 1 slot, x16 electrical/x16 mechanical

2.3 General Spares and Accessories



Image	Product Code MM UPC EAN MOQ	Description
	FFPANEL 911682 00735858219327 5032037019255 5	Front Panel board spare for P4000, R1000, R2000 server chassis
	FXXFPANEL 915982 00735858222419 5032037018968 1	Front Panel board spare for P4000, R1000, R2000 server chassis
	A4ULCP 921029 00735858244695 5032037039260 1	LCP Module (local control panel) Enables system to display critical errors from SEL for instant diagnostic. Also allows custom message for branding.
	FUP4X35HSDK 911885 00735858219440 5032037016230 1	3.5" Hot Swap Drive Kit for P4000 server chassis Includes: Drive Cage, Hot Swap Back Plane, 4 Hot Swap Drive carriers, data cables, I2C cable, and ID filler
	FUP8X35HSDK 915608 00735858235907 5032037030663 1	8x3.5" Hot Swap Drive Cage Kit for P4000 server chassis Includes: Drive Cage, Hot Swap Back Plane, 8 Hot Swap Drive Carriers, data cables, I2C cable, and ID filler panel
	FUP8X25HSDKS 915819 00735858235914 5032037030670 1	8x2.5 Hot Swap Drive Cage Kit for P4000 server chassis Includes: Drive cage, Hot Swap Back Plane, 8 Hot Swap Drive carriers, data cables, I2C cable, ID filler panels, and power adaptor cable accessory
	FXX35HSADPB 912771 00735858219495 5032037016391 8	3.5" HDD Hot Swap Drive Carrier spares for either R1300, R2300, or P4300 chassis families


Image	Product Code MM UPC EAN MOQ	Description
	FXX25HSCAR 918807 00735858241182 5032037035910 8	2.5" HDD Hot Swap Drive Carrier spares for either R1200, R2200, or P4200 chassis families
	FUPBEZELFIX 911886 00735858219457 5032037016254 1	Bezel spare for P4000 server chassis with fixed drives (no door)
	FUPBEZELHSD 911896 00735858219464 5032037016261 1	Bezel spare for P4000 server chassis with Hot Swap HDDs (w/door for HS bays) (fits P4304, P4308, P4208, and P4216 with HS drive bays installed)
	AUPBEZEL4UF 915636 00735858235976 5032037030731 1	Rack bezel kit for converting P4000 pedestal server chassis to rack chassis Includes: bezel frame, and 2 rack handles
	AUPBEZEL4UD 915637 00735858235983 5032037030748 1	Rack bezel accessory for P4000M/P4000L/P4000L-WS chassis in rack configuration - security door only
	FUP4X35NHDK 912770 00735858219488 5032037016247 4	Fixed Drive Carrier spare for P4300 server chassis (compatible with 2.5" HDDs/SSDs)



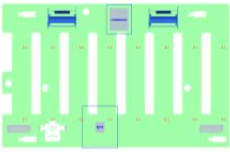
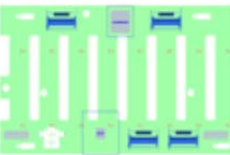





Image	Product Code MM UPC EAN MOQ	Description
Image not yet available	FUPSMSK 912773 00735858219518 5032037016292 1	Chassis Maintenance kit for P4000S server chassis (Mechanical Spares Kit) Includes mechanical parts – including: <ul style="list-style-type: none"> • IO Bracket (without knockouts) • IO Bracket (w/USB and D Sub knockout) • Baseboard Insulators – uATX & ATX • BBU Bracket • Intrusion Switch Bracket • CDROM Filler Panel • ODD latch w/2 screws • Rack Handles (set) • Fan Holder Assembly • CPU Ducts • Air Dams
	FUPSESK 912774 00735858219525 5032037016285 1	Chassis Maintenance kit for P4000S (Electrical Spare Kit) Includes: <ul style="list-style-type: none"> • Front Panel Cable • Dual USB Cable • (4) SATA HDD Cables • SATA ODD Cable • SGPIO Cable • I2C Cable • SATA Power Adaptor Cable
Image not yet available	AXX2IOS 919757 735858239264 5032037034036 50	I/O Shield accessory for Intel® S2600CP2, S2400GP2, S1400FP2 and S2400SC2 Server Boards
Image not yet available	AXX4IOS 919758 00735858238939 5032037033718 50	I/O Shield accessory for Intel® S2600CP4, S2600IP4, S1400FP4 and S2400GP4 Server Boards
	FUP4X35HSBP 913595 00735858220033 5032037019279 1	3.5" Hot Swap Backplane spare (for P4304 server chassis) Includes: 3.5" backplane board
Image not yet available	FUP8X35HSBP 916353 00735858222792 5032037033480 1	Hot Swap Back Plane spare for 8x3.5" Drive Cage Kit FUP8X35HSDK for use with P4000 server chassis Includes: (1) 3.5" backplane board

Image	Product Code MM UPC EAN MOQ	Description
	FXX8X25HSBP 917973 735858240987 5032037035736 1	Spare 8x2.5" Hot Swap Backplane for use with R2200, and P4200 Chassis families Includes: (1) 8x2.5" backplane board
	FXX8X25DPBP 917974 735858240994 5032037035743 1	Spare 8x2.5" Dual Port Hot Swap Backplane for use with R2200, and P4200 Chassis families Includes: (1) 8x2.5" backplane board, dual port
	FPWRCABLENA 879287 00735858181129 1	North American Power Cord Spare
	FUPSNHFANE5 915617 00735858236096 5032037030878 1	Fan spare for P4000S server chassis used with S2400SC CEB boards Includes; (1) 92x32mm fan

2.4 Power Subsystem Spares

Image	Product Code MM UPC EAN MOQ	Description
	<p>FXX460GCRPS 915603 00735858235846 5032037030595 1</p>	<p>460W Cold Redundant Power Supply spare 80Plus Gold efficiency for P4000, R1000, and R2000 server chassis</p>
<p>Image not yet available</p>	<p>FUPNRPSADP 912769 00735858219471 5032037016278 1</p>	<p>P4000 Non-Redundant Power Supply adaptor kit Includes; bracket, screws, locker</p>
	<p>FUPCRPSCAGE 915607 00735858235891 5032037030656 1</p>	<p>Common Pedestal CRPS PSU cage assembly (cage, adaptor bracket, screws, supporting bulkhead, 1x blank filler)</p>
	<p>FUPPDBLC 916812 00735858238731 5032037033510 1</p>	<p>Power Distribution Board Spare (Low Current) for P4000 server chassis. Recommend to use with FXX460GCRPS or FXX750PCRPS power supplies.</p>

2.5 Drive/storage Subsystem Spares and Accessories








Image For illustration only, not to scale.	Product Code MM UPC EAN MOQ	Description
	FUP8X35HSBP 916353 735858222792 5032037033480 1	Spare 8x3.5" Hot Swap Backplane for use with P4000 server chassis Includes: (1) 8x3.5" backplane board
	FXX8X25HSBP 917973 735858240987 5032037035736 1	8x2.5" hot swap HSBP spare (for R2200, and P4200 Chassis families)
	FXX8X25DPBP 917974 735858240994 5032037035743 1	Spare 8x2.5" Dual Port Hot Swap Backplane for use with P4200 chassis.
	FUP4X35HSDK 911885 00735858219440 5032037016230 1	3.5" Hot Swap Drive Kit for P4000 server chassis Includes: Drive Cage, Hot Swap Back Plane, 4 Hot Swap Drive carriers, data cables, I2C cable, and ID filler
	FUP8X35HSDK 915608 00735858235907 5032037030663 1	8x3.5" Hot Swap Drive Cage Kit for P4000 server chassis Includes: Drive Cage, Hot Swap Back Plane, 8 Hot Swap Drive Carriers, data cables, I2C cable, and ID filler panel
	FUP8X25HSDKS 915819 00735858235914 5032037030670 1	8x2.5 Hot Swap Drive Cage Kit for P4000 server chassis Includes: Drive cage, Hot Swap Back Plane, 8 Hot Swap Drive carriers, data cables, I2C cable, ID filler panels, and power adaptor cable accessory
	FXX35HSADPB 912771 00735858219495 5032037016391 8	3.5" HDD Hot Swap Drive Carrier spares for P4300 chassis families
	FXX25HSCAR 918807 00735858241182 5032037035910 1	2.5" HDD Hot Swap Drive Carrier spares for P4200 chassis families

Image For illustration only, not to scale.	Product Code MM UPC EAN MOQ	Description
	FUP4X35NHDK 912770 00735858219488 5032037016247 4	Fixed Drive Carrier spare for P4300 server chassis (compatible with 2.5" HDDs/SSDs)
	RKSATA4R5 916346 735858238861 5032037033640 5	Patsburg-A SATA SW LSI RAID 5 Key, Black
	RKSATA8 916347 735858238878 5032037033657 5	8port SATA Key, Blue
	RKSATA8R5 916348 735858238885 5032037033664 5	8port SATA with LSI SW RAID 5 Key, White
	RKSAS4 916349 735858238892 5032037033671 5	4port SAS Key, Green
	RKSAS4R5 916350 735858238908 5032037033688 5	4port SAS with LSI SW RAID 5 Key, Yellow
	RKSAS8 916351 735858238922 5032037033701 5	8port SAS Key, Orange
	RKSAS8R5 916352 735858238915 5032037033695 5	8port SAS with LSI SW RAID 5 Key, Purple

2.6 Expansion Modules: Risers, SAS Module, RMM4, TPM











Image For illustration only, not to scale.	Product Code MM UPC EAN MOQ	Description
	AXXRMM4LITE 911660 00735858219297 5032037014946 1	Intel® Remote Management Module RMM4 LITE - Activation key for advanced management features including remote KVM.
	AXXRMM4 911670 00735858219303 5032037014922 1	Intel® Remote Management Module RMM4 – Activation key for advanced management features including remote KVM <u>plus</u> Dedicated NIC Module.
	AXXTPME5 919737 735858240352 5032037035088 1	Trusted Platform Module for server systems
	RMS25KB080 924454 (Obsolete MM# 917089) 735858239028 5032037033800 5	Intel® Integrated RAID Module RMS25KB080, PCIe Slot, LSI2308 I/O Controller, 8P Internal SAS, LSI IR-based RAID 0,1,1E Requires PClex8 slot
	RMS25KB040 924455 (Obsolete MM# 917090) 735858239035 5032037033817 5	Intel® Integrated RAID Module RMS25KB040, PCIe Slot, LSI2308 I/O Controller, 4P SAS, LSI IR-based RAID 0,1,1E Requires PClex8 slot
	RMS25PB080 924868 (Obsolete MM# 923072) 735858238946 5032037033725 5	Intel® Integrated RAID Module RMS25PB080, PCIe Slot, LSI2208 ROC, 8P Internal SAS/SATA, LSI MegaRAID-based Firmware, 1GB DDR3, RAID 0,1,10,5,50,6,60 Requires PClex8 slot
	RMS25PB040 924869 (Obsolete MM# 923083) 735858238953 5032037033732 5	Intel® Integrated RAID Module RMS25PB040, PCIe Slot, LSI2208 ROC, 4P Internal SAS/SATA, LSI MegaRAID-based Firmware, 1GB DDR3, RAID 0,1,10,5,50,6,60 Requires PClex8 slot
	RMT3PB080 924870 (Obsolete MM# 923084) 735858238960 5032037033749 5	Intel® Integrated RAID Module RMT3PB080, PCIe Slot, LSI2208 ROC, 8P Internal SATA (only), LSI MegaRAID-based Firmware, 512MB DDR3, Restricted to use only SATA drives, R0,1,10,5,50,6,60 Requires PClex8 slot

Image For illustration only, not to scale.	Product Code MM UPC EAN MOQ	Description
Image not yet available	AXXRMFBU2 926341 (Obsolete MM#919876) 735858244541 5032037039116 5	Intel® RAID Maintenance Free Backup Unit
Image not yet available	AXXRSBBU9 919738 (Obsolete MM#914238) 735858220286 5032037039567 5	Intel® RAID Smart Battery AXXRSBBU9 provides optional battery backup for mainstream RS25 family RAID products.

2.7 On-site Repair and Extended Warranty

Image	Product Code MM UPC	Description
 <p>Intel Server Component Extended Warranty Key</p> <p>MM: SVCEWDPSY UPC: 911295 1</p> <p>Extension: 365 Days</p> <p>Instructions to enable Intel® Server Component Extended Warranty</p> <ol style="list-style-type: none"> 1. Register the component on the Intel® Server System - Intel® Server Base - Intel® RAID Controller page on the Intel® Server System website. 2. Use the Intel® Server Component Extended Warranty Key to activate the warranty on the Intel® Server System website. 3. You may contact Intel Support at 1-800-441-5347 for assistance. 	<p>SVCEWDPSY 911295 1</p>	<p>Two year extended warranty for Intel® Server Systems or Intel® Server Knock Down Kits + Intel® Server Boards that support two processors. Intel® RAID controller extended warranty is purchased separately.</p>
 <p>Intel Server Component Extended Warranty Key</p> <p>MM: SVCEWDPBD UPC: 911294 1</p> <p>Extension: 365 Days</p> <p>Instructions to enable Intel® Server Component Extended Warranty</p> <ol style="list-style-type: none"> 1. Register the component on the Intel® Server System - Intel® Server Base - Intel® RAID Controller page on the Intel® Server System website. 2. Use the Intel® Server Component Extended Warranty Key to activate the warranty on the Intel® Server System website. 3. You may contact Intel Support at 1-800-441-5347 for assistance. 	<p>SVCEWDPBD 911294 1</p>	<p>Two year extended warranty for Intel® Server Boards that support two processors.</p>