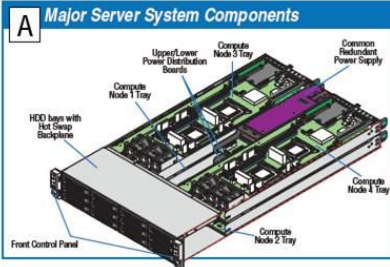



Chassis Quick Reference

IMPORTANT NOTE: Please read all Warnings/Cautions before servicing this system!




1. Rear view of Intel® server system H2000JF with compute node numbering.



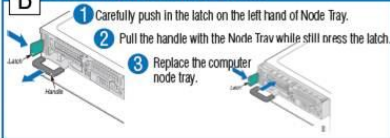
2. 3.5" HDD array scheme on Intel® server system H2312JF.



3. 2.5" HDD array scheme on Intel® server system H2216JF.



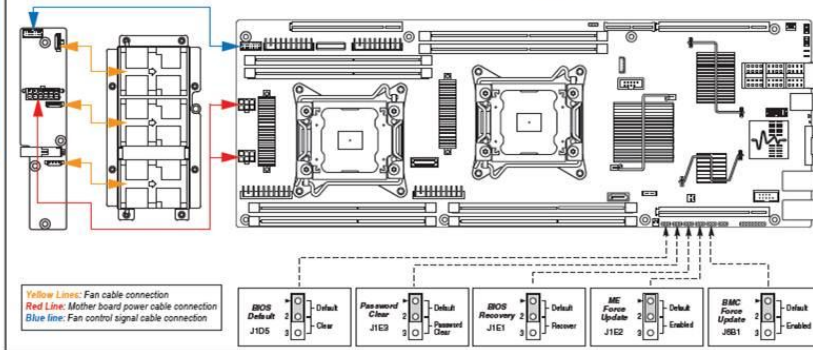
B Computer Node Replacement



Server Board Configuration Diagram

Note: Refer to the Technical Product Specification for Diagnostic LED decoder list.

* - For server systems integrated with Intel® Server Board S2600JF only.



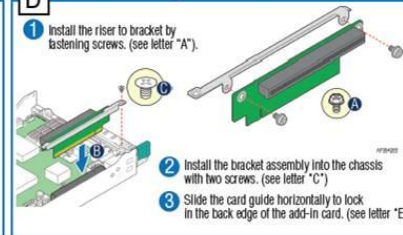
WARNING Hot Surfaces Allow system components to cool before handling

Warning! Danger of explosion if battery is replaced incorrectly. The lithium battery in the real-time clock must be replaced with the same or equivalent type part. Contact your service representative to obtain a qualified replacement part. Dispose of used parts in accordance with local regulations. **DO NOT** dispose of in fire.

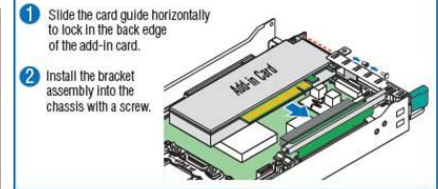
C Power Supply Replacement



D Riser 1 Assembly Installation



E Riser 1 Assembly Installation



F Riser 2 Assembly and IO Module Carrier Assembly Installation

