



# INTEL® XEON® PROCESSOR E3-1500 V5 PRODUCT FAMILY (CODENAMED “SKYLAKE-H” BGA) WITH IRIS PRO GRAPHICS PERFORMANCE

May 2016

# LEGAL DISCLAIMERS

© 2016 Intel Corporation. Intel, the Intel logo, Xeon and Xeon logos are trademarks of Intel Corporation in the U.S. and/or other countries. \*Other names and brands may be claimed as the property of others.

Software and workloads used in performance tests may have been optimized for performance only on Intel microprocessors.

Performance tests, such as SYSmark and MobileMark, are measured using specific computer systems, components, software, operations and functions. Any change to any of those factors may cause the results to vary. You should consult other information and performance tests to assist you in fully evaluating your contemplated purchases, including the performance of that product when combined with other products. For more complete information visit <http://www.intel.com/performance>.

Intel does not control or audit third-party benchmark data or the web sites referenced in this document. You should visit the referenced web site and confirm whether referenced data are accurate.

Optimization Notice: Intel's compilers may or may not optimize to the same degree for non-Intel microprocessors for optimizations that are not unique to Intel microprocessors. These optimizations include SSE2, SSE3, and SSSE3 instruction sets and other optimizations. Intel does not guarantee the availability, functionality, or effectiveness of any optimization on microprocessors not manufactured by Intel. Microprocessor-dependent optimizations in this product are intended for use with Intel microprocessors. Certain optimizations not specific to Intel microarchitecture are reserved for Intel microprocessors. Please refer to the applicable product User and Reference Guides for more information regarding the specific instruction sets covered by this notice. Notice Revision #20110804

Intel® Advanced Vector Extensions (Intel® AVX)\* provides higher throughput to certain processor operations. Due to varying processor power characteristics, utilizing AVX instructions may cause a) some parts to operate at less than the rated frequency and b) some parts with Intel® Turbo Boost Technology 2.0 to not achieve any or maximum turbo frequencies. Performance varies depending on hardware, software, and system configuration and you can learn more at <http://www.intel.com/go/turbo>.



# LAUNCHING FIVE PROCESSOR OPTIONS

## Performance optimized

E3-1585 v5  
65W, 4C/GT4e, 8M  
3.5/3.9GHz, 0.35/1.15GHz

E3-1585L v5  
45W, 4C/GT4e, 8M  
3.0/3.7GHz 0.35/1.15GHz

E3-1565L v5  
35W, 4C/GT4e, 8M  
2.5/3.5GHz, 0.35/1.05GHz

## Reliability optimized

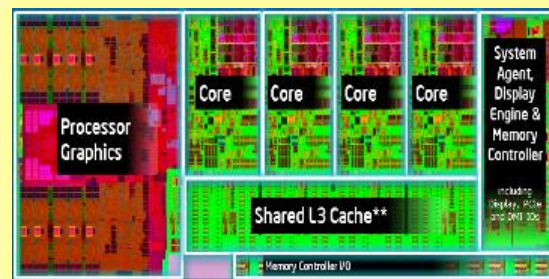
E3-1578L v5  
45W, 4C/GT4e, 8M  
2.0/3.4GHz, 0.7/1GHz

E3-1558L v5  
45W, 4C/GT3e, 8M  
1.9/3.3GHz, 0.65/1GHz

**LEGEND:** Model Number  
TDP, Cores/GPU, L3 Cache  
Marked/Max Frequencies  
(CPU, GPU)



Processor



Processor Graphics



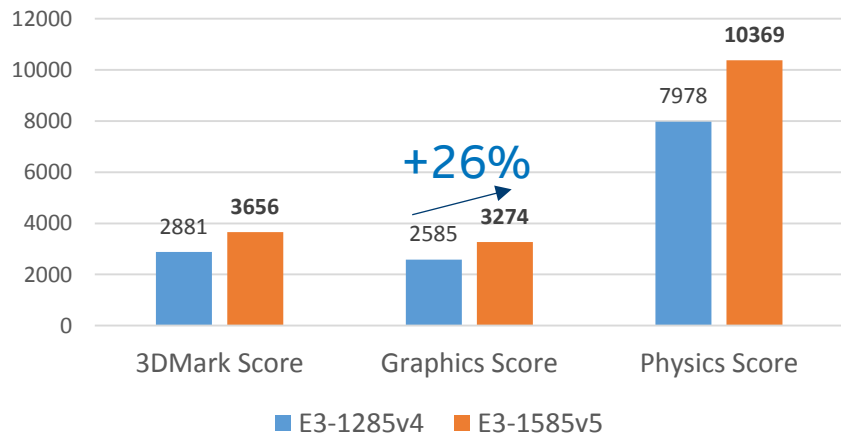
Intel processors of the same SKU may vary in frequency or power as a result of natural variability in the production process.



Software and workloads used in performance tests may have been optimized for performance only on Intel microprocessors. Performance tests, such as SYSmark and MobileMark, are measured using specific computer systems, components, software, operations and functions. Any change to any of those factors may cause the results to vary. You should consult other information and performance tests to assist you in fully evaluating your contemplated purchases, including the performance of that product when combined with other products. For more complete information visit <http://www.intel.com/performance>.

# GRAPHICS PERFORMANCE (E3-1285V4 VS E3-1585V5)

3DMark11 (Performance Mode)



- Increased performance for remote application delivery
- More performance available to complex CAD and content creation application in virtualized environments

**26% increase in Graphics Performance vs E3-1285Lv4**

3DMark11\* benchmark used as proxy to remote graphics relative performance

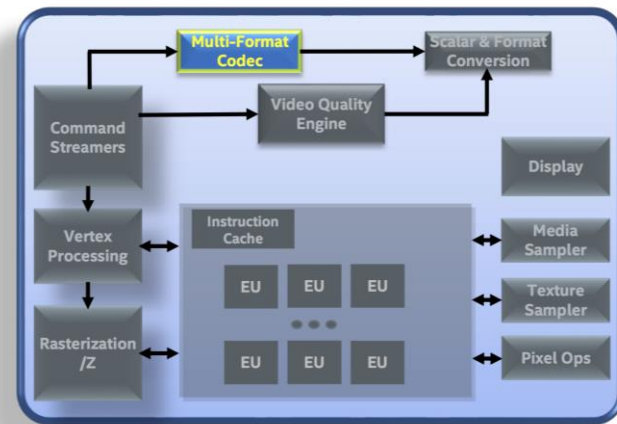
Benchmark platform configuration: Processor: Intel® Xeon® processor E3-1585Lv5 @ 3.0GHz, Ring @ 3.0GHz and GT @1.15GHz; primary BIOS Version: SKLSE2R1.R00.B104.B01.1511110114; driver: 20.19.15.4323. platform: RVP11 halo fab 2; OS: Windows\* 8.1x64 Enterprise, 16 GB memory, 2 DIMMS 2133 MHz, one socket, four cores, Intel®Iris™ Pro Graphics P580, Intel® Hyper-threading Technology enabled, Intel® Virtualization technology enabled.

Intel® Xeon® workstation platform (Intel S1200RP Board) with one Intel Xeon processor E3-1285 v4 (quad-core, 3.5GHz, 6M cache) BIOS S1200RP.86B.03.01.0002.041520151123, Intel HT Technology best configuration, 32GB memory (4x8GB DDR3-1866 ECC UDIMM), Intel Iris™ Pro graphics P6300 with driver 10.18.10.3980, Microsoft Windows 8.1\*.



# VIDEO TRANSCODING PERFORMANCE: HEVC

Multistream Performance (1xRT=30fps)		Number of Real-time(30fps) streams	Number of Real-time(60fps) streams
1080p-to-1080p	AVC-to-HEVC	15	7
	HEVC-to-HEVC	8	4
4K-to-4K	AVC-to-HEVC	4	2
	HEVC-to-HEVC	2	1



E3-1500 v5 HEVC is fully accelerated targeting 4K60 capability

**NEW! Up to TWO Real-time HEVC streams per processor<sup>1</sup>**

<sup>1</sup> 15 real-time HD AVC-HEVC or 4 realtime UHD AVC-HEVC transcode , 8 real-time HD HEVC-HEVC or 2 realtime UHD HEVC-HEVC transcode using Intel MediaSDK (Target usage 7), all content 8-bit 4:2:0.

Benchmark platform configuration: Processor: Intel® Xeon® processor E3-1585Lv5 @ 3.0GHz, Ring @ 3.0GHz and GT @1.15GHz; primary BIOS Version:

SKLSE2R1.R00.B104.B01.1511110114;

driver: 20.19.15.4444. platform: RVP11 halo fab 2; OS: Windows\* 8.1x64 Enterprise, 16 GB memory, 2 DIMMS 2133 MHz, one socket, four cores, Intel® Iris™ Pro Graphics P580, Intel® Hyper-threading Technology enabled, Intel® Virtualization technology enabled.



# VIDEO TRANSCODING RACK LEVEL DENSITY

	Number of simultaneous streams per socket <sup>1</sup>	Number of simultaneous streams/ rack <sup>2</sup>
AVC (1080p30)	18	7290
HEVC (4kp30)	2	810



<sup>1</sup> Number of real time threads transcoded simultaneously: 18 on both E3-1285Lv4 and E3-1585Lv5 using 1080p30 20Mbps streams and Intel MediaSDK (Target Usage 7). Note: for AVC, performance is the same as E3-1285v4

Benchmark platform configuration: Processor: Intel® Xeon® processor E3-1585Lv5 @ 3.0GHz, Ring @ 3.0GHz and GT @1.15GHz; primary BIOS Version: SKLSE2R1.R00.B104.B01.1511110114; driver: 20.19.15.4377. platform: RVP11 halo fab 2; OS: Windows\* 8.1x64 Enterprise, 16 GB memory, 2 DIMMS 2133 MHz, one socket, four cores, Intel®Iris™ Pro Graphics P580, Intel® Hyper-threading Technology enabled, Intel® Virtualization technology enabled.

<sup>2</sup> Rack density based on the HP Moonshot with 45 cartridges. Each cartridge contains 1 Intel® Xeon® E3-1585Lv5 for a total of 45 E3-1585Lv5 processors per 4.3U chassis . Assuming 2U for top of rack switches, 9 4.3U chassis could fit in each rack, giving 9\*45=405 sockets in a 42u rack. E3-1585Lv5 AVC streams=405\*18=7290, E3-1585Lv5 HEVC streams=405\*2=810

